

2021 THE CONSTRUCTION ASSOCIATION CONVENTION



AGC

THE CONSTRUCTION
ASSOCIATION

Lean Safety – Improving your Safety Culture with Lean Management Tools

Mark Rounds, Milwaukee School of Engineering

Earn CEUs For This Session

Participants must:

1. Sign in using attendance sheet in the back of the room.
2. Attend at least 95% of the session.
3. Complete the session and post-program evaluation.
4. Complete a brief assessment with a score of 75% or greater.



The Associated General Contractors of America (AGC) has been accredited as an Accredited Provider by The International Association for Continuing Education and Training (IACET). In obtaining this accreditation, AGC has demonstrated that it complies with the ANSI/IACET Standard which is recognized internationally as a standard of good practice. As a result of their Accredited Provider status, AGC is authorized to offer IACET CEUs for its programs that qualify under the ANSI/IACET Standard.

Additional instructions will be emailed to attendees requesting CEU credits.
For questions, please email: jo-anne.torres@agc.org, or call (703) 837-5360.



Earn CE hours for this Session



1.0 AIC CPD Credit | AGC of America has been approved to offer Continuing Professional Development (CPD) credits for qualifying programs by the [American Institute of Constructors](#) (AIC).



1.0 AIA Learning Unit (LU) | The Associated General Contractors of America is a registered provider of AIA-approved continuing education under Provider Number G523. All registered AIA CES Providers must comply with the AIA Standards for Continuing Education Programs.

AIA continuing education credit has been reviewed and approved by AIA CES. Learners must complete the entire learning program to receive continuing education credit. AIA continuing education Learning Units (LUs) earned upon completion of this course will be reported to AIA CES for AIA members. Certificates of Completion for non-AIA members are available upon request.



1.0 CM-Lean CE Credit | AGC of America recognizes the Annual Convention as qualifying for continuing education hours towards the renewal of AGC's Certificate of Management-Lean Construction (CM-Lean).



Speaker Disclosure

AGC event speakers may have proprietary interests, including but not limited to, exposure to the industry, increased consultation services, book sales and/or receipt of financial compensation/speaking fees.

Learning Objectives

By the end of this session, participants will be able to:

1. Discuss how a Lean Safety Culture can make employees safer, happier, healthier, and more productive.
2. Use the Lean tool "5-Why" to find the true Root Cause Analysis of an accident.
3. Employ Gap Analysis to identify the difference between a safety problem and a safety result.
4. Examine the difference between "fact finding" and "fault finding" and how this difference affects a company's ability to solve root cause problems.



Lean Safety

Improve Your Safety Culture with Lean Tools





Safety

- *Definition: freedom from the occurrence or risk of injury, danger, or loss*
- Safety Slogans
- Can “SAFETY” be a goal?
- OSHA
 - Compliance Program
 - How do you go from Compliance to Desire?





Beliefs

- Do you believe all your employees show up every day to work safely, be productive, and produce a quality product?

“The truth is that most people want to be successful and will work hard to get there. Good leaders recognize this and collaborate with them, knowing if their people succeed they will as well.” -Lee Ellis



Lean Improving customer value by eliminating waste



Eight Wastes

- Who is the “customer?”
- Where does “Safety” fit in?



Lean Safety

- It is a **Culture** not a set of tools
 - *Lean is a culture of continuous improvement that is focused on increasing the value for the customer and developing employees to resolve process issues.*
- It is a **Mind Set** not a program
- Based in the desire to be a **World Class Safety Organization**
 - “World class organizations do not tolerate preventable accidents.”

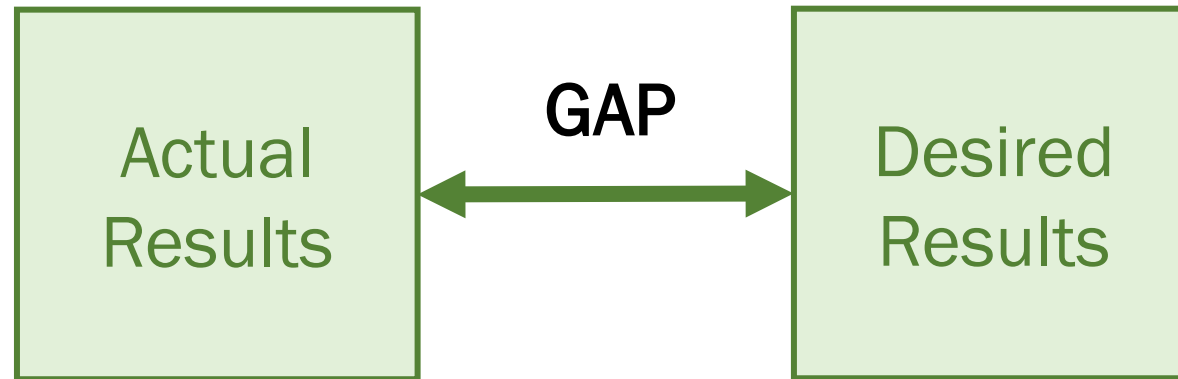
-Secretary of Defense Donald Rumsfeld

Accident – Is This a Problem?



Accident

The problem is not the result.



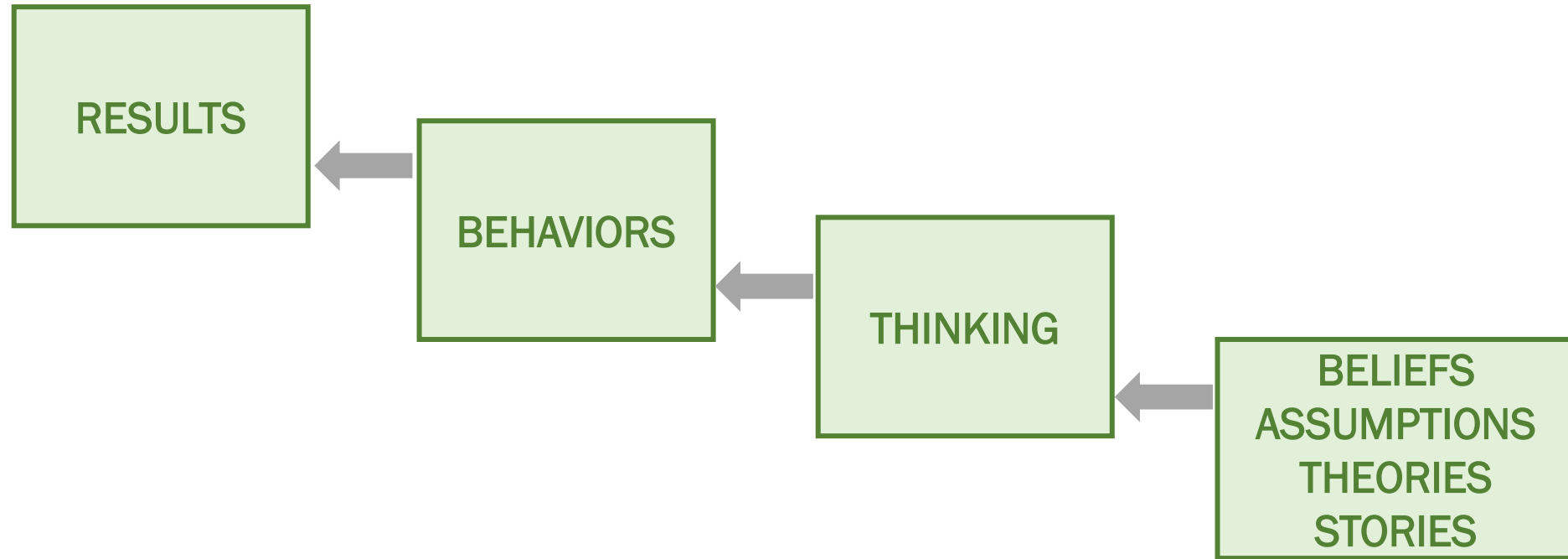
The **Real Problem** is in the **Gap** between Actual Results and Desired Results



Definition: an undesirable event that usually results in harm, injury, damage or loss



Process to Find the Problem (Reflection)



Beliefs affect Results



Results

- Fall from the top step of a step ladder

Behaviors

- Stands on the top step of a step ladder and reaches

Thinking

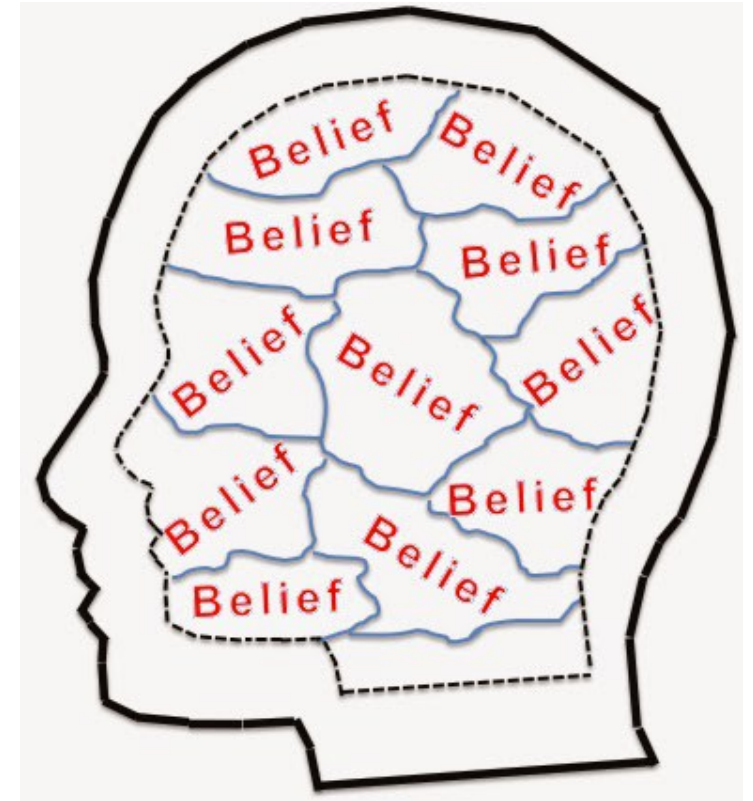
- I only need to reach one item and then I'm done
- The right ladder is back in the trailer – It will take too long to bring it here
- I want to improve production, so I don't have time to go back and get the right ladder

Beliefs

- I have stood on the top of a step ladder before and not been hurt
- The “warning” on the top step is for clumsy people – I am not clumsy
- I am expected to get the job done
- Getting the job done justifies taking a safety shortcut

What Do You Believe?

- Employees come to work to be **Productive** and **Safe**
- **People** are the key to your company success
- Which is most important:
Safety, Cost (Productivity), or Quality?
- **ALL** jobsite accidents are preventable




Accident Investigation

- Incidents , Near Misses & Accidents are **Opportunities to Learn!**
- Root Cause Analysis
 - Utilize 5-Why
- Behavior is *NOT* a root cause
 - It is the **Process** not the Person
- Key Question:
 - “What happened in our *Process* that caused the accident to occur?”



Building a Lean Safety Culture

- Start with **Trust**
 - Engaging employees requires **Trust**
 - Earn Trust by giving **Trust**
- See employees as **People**
- Change from focus on employees as a **Cost** to focus on **Engaging People** as a **Resource**
- Management must be **Engaged** and **Committed**, not just participate





Building a Lean Safety Culture

- Impacting People
 - Never take *Safety Risks*
 - Plan for quality, safety, and productivity
 - Never put productivity or customer needs ahead of *Working Safely*
 - Stop and Think before taking *Non Standard Actions*
 - Guard against Complacency when completing *Routine Tasks*
 - The Words we use are *Important*
 - **Caring about employee safety is 24-7**



People don't care how much you know about Safety until they know how much you care about their Safety

Lean Tool Box



P – D – C – A

- **PLAN**
 - Objectives – Expectations – Metrics
- **DO**
 - Implement the Plan
- **CHECK**
 - Study actual results – Look for deviation
- **ACT**
 - Adjust and reset the plan if results vary from expected



Adjust your plan to the circumstances.

Ask the front line workers for their opinion.

Lean Tool Box



A3

- Define the Problem
- Describe the Current State
- Discover the Root Cause (5-Whys)
- Discuss the Solution (PLAN)
- Implement the Solution (DO)
- Assess the Results (CHECK)
- Adjust as needed (ACT)

The A3 Report

○

THEME: "What are we trying to do?"

To: _____
By: _____
Date: _____

○

Background

- Background of the problem
- Context required for full understanding
- Importance of the problem

Target Condition

- Diagram of proposed new process
- Countermeasures noted as fluffy clouds
- Measurable targets (quantity, time)

○

Current Condition

- Diagram of current situation (or process).
- Highlight problem(s) with storm bursts.
- What about the system is not IDEAL.
- Extent of the problem(s), i.e., measures.

Implementation Plan

What?	Who?	When?	Where?
Actions to be taken	Responsible person	Times, Dates	

Cost: _____

○

Cause Analysis

- List problem(s)
- Most likely direct (or root) cause:

Why? Why?
Why? Why?
Why? Why?

Follow-Up

Plan	Actual Results
<ul style="list-style-type: none">• How will you check the effects?• When will you check them?	<ul style="list-style-type: none">• In red ink/pencil.• Date check done.• Results, compare to predicted.



Questions & Comments

THANK YOU!

Mark Rounds
Assistant Professor, CAECM Department
Milwaukee School of Engineering
rounds@msoe.edu